

天主教露德聖母幼稚園
Our Lady of Lourdes Catholic Kindergarten
2019-2020 年度下學期幼兒班小任務(6A)
Simple Learning Task Activity (6A) for K1 - Second Term

姓名：_____

日期：_____

Name

Date

一. 家長和幼兒一齊動動手製作天然泥膠，讓幼兒發洩精力的同時亦可訓練小手肌。

Let's try to make the handmade play dough to strengthen children's fine motor skills and have fun at the same time!

製作方法: <https://youtu.be/z8KAtuCyUkg>

1. 預備材料一個量杯，以該量杯作單位，麵粉一杯、鹽半杯、水半杯和油一茶匙，一個容器。如希望泥膠有不同顏色則可準備食用色素。
2. 把麵粉一杯、鹽半杯倒入容器內，把其均勻拌勻。
3. 把水慢慢加入，一邊加入，一邊搓揉。
4. 如面團成形，表面沒有裂紋，不黏手，便可加入食用色素調色，最後加入油搓勻。
5. 在玩之前，在桌上準備膠墊或是撒上少許乾麵粉。
6. 玩耍後可用濕布包起泥膠，放入密封盒，之後放到冰箱保存。

Making method: <https://youtu.be/z8KAtuCyUkg>

1. Prepare a measuring glass, a cup of flour, half cup of salt, half cup of water, one teaspoon of oil and a container. If you want to make your play dough colourful you may prepare some food colouring.
2. Pour the flour and salt into the container and mix it together.
3. Pour some water into the container slowly and mix it in.
4. Add one teaspoon of oil and mix it in (For colourful play dough, you may drop some food colouring on the play dough and then mix it.)
5. You may put a little flour on the table in order to prevent the play dough sticking to the table.
6. After playing, you may use a wet towel to clean up and store it in a box, and then put it in the refrigerator.



二. 小朋友可以把麵粉團搓成不同的形狀，把麵粉的樣子繪畫或把相片貼在下方。

Please draw or paste a picture of your handmade play dough after you have finished.



天主教露德聖母幼稚園
Our Lady of Lourdes Catholic Kindergarten
2019-2020 年度下學期幼兒班小任務(6B)
Simple Learning Task Activity (6B) for K1 - Second Term

姓名：_____











日期：_____

Name

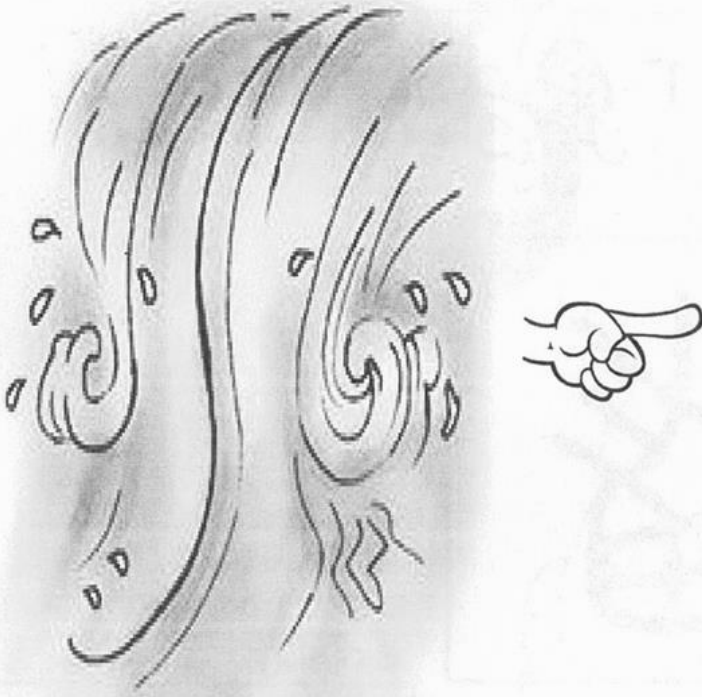
Date


數一數圖內手指，然後畫上相配的圓形在方格內

Please count the number of fingers in the picture below, and then draw the correct amount of circles in the box.


有趣的圖像 → 字 日期：_____



聽一聽  說一說 



Water



水

請圈出你會用水做的事。

What do you do with water? Please circle them.



天主教露德聖母幼稚園
Our Lady of Lourdes Catholic Kindergarten
2019-2020 年度下學期小任務活動(6)
Simple Learning Task Activity (6) - Second Term

姓名: _____

日期: _____

Name

Date

小朋友，你們在這抗疫期間每天都與家人做了不同的防疫措施。而學校的教職員每天回校也會做不同的防疫措施才開始工作。以下是校園所推行的防疫片段，請與家人觀看以下影片。https://youtu.be/82Y3CxA_w_I

During this period, what did you do to prevent the virus? What did school staff do? Please watch the video linked below.

https://youtu.be/82Y3CxA_w_I

